

# Montecarlo Patio Umbrella • SET UP INSTRUCTIONS



## INSTRUCTIONAL CONTENTS

- A. Cleaning & Care
- B. Setting Up Your Umbrella
- C. Opening Your Umbrella
- D. Closing Your Umbrella

### A. CLEANING & CARE


#### Fabric Care

We recommend that you use a gentle brush with mild soap & water. Then, rinse thoroughly & let it air dry before closing it.

#### Frame

Use a mild detergent & water to clean the frame. Do not use abrasive materials.

## BOX CONTENTS



Verify that you have the following items:

- A. Fabric
- B. Main Umbrella Frame
- C. Bottom Pole

## SAFETY



- Keep all heat sources or flames away from this umbrella.
- Do not leave the umbrella unattended
- We recommend that you close up and store your umbrella in windy conditions.
- When opening the umbrella, make sure that the area around is clear & that no one is near the umbrella. Failure to do so may result in damage to the umbrella & personal injury.

## B. SETTING UP YOUR UMBRELLA



**Step 1**  
Begin by unscrewing & removing your knob from the umbrella frame.



**Step 2**  
Find a clean & open area to spread your umbrella fabric. Then, insert the top of your umbrella's main frame into the opening of your umbrella fabric.



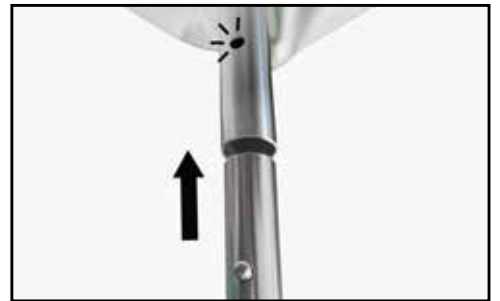
**Step 3**  
Place the knob onto the frame & lock the knob in place by turning it clockwise.



**Step 4**  
Spread your umbrella fabric & your frame partially on a clean surface.



**Step 5**  
Insert the ribs into the middle pockets located on all corners of the umbrella fabric. Repeat this step for all your ribs.




**Step 7**  
Slowly pick up your frame. Then, insert your main pole into the bottom pole of your umbrella frame & make sure it locks in place.

## C. OPENING YOUR UMBRELLA



**Step 8**  
Insert your umbrella into the selected base. Umbrella base option shown (sold separately).



**Step 1**  
Grasp the hub & push up to lock in place.

## D. CLOSING YOUR UMBRELLA



**Step 1**  
To close, press the push button on the hub to release the lock & let it come down.  
*Do not close your umbrella if wet. Let it air dry first.*



**Step 2**  
Your umbrella is now closed & you're all set!