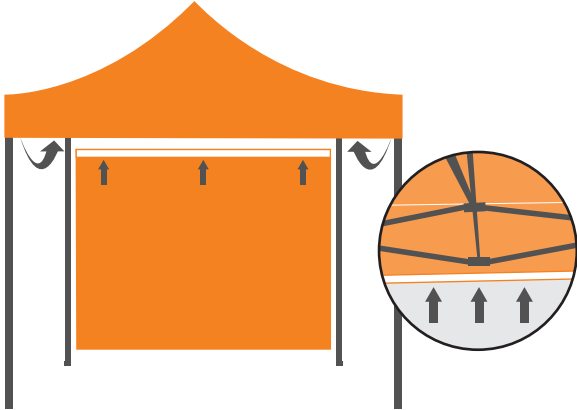



## B. How To Set Up Walls

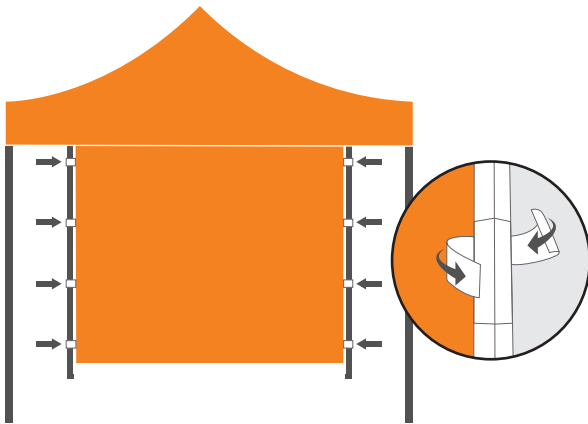
*Important: Your top, walls, and rail skirts will be shipped separately from your tent hardware.*



1. Locate the hook and loop fasteners on your tent's top and on the inside of your wall.



2. Next, attach your wall's hook & loop fasteners to the hook and loop fasteners on your tent's top.



3. Lastly, your polyester side walls should come with 4 hook and loop fasteners on the each side. Attach these onto the legs of the tent.