



Patio Umbrella • Set Up Instructions



INSTRUCTIONAL CONTENTS

- A. Cleaning & Care
- B. Setting Up Your Umbrella
- C. Opening Your Umbrella
- D. Closing Your Umbrella

A. CLEANING & CARE


Fabric Care

We recommend that you use a gentle brush with mild soap & water. Then, rinse thoroughly & let it air dry before closing it.

Frame

Use a mild detergent & water to clean the frame. Do not use abrasive materials.

BOX CONTENTS



Verify that you have the following items:

- A. Fabric
- B. Main Umbrella Frame
- C. Bottom Pole

SAFETY



- Keep all heat sources or flames away from this umbrella.
- Do not leave the umbrella unattended
- We recommend that you close up and store your umbrella in windy conditions.
- When opening the umbrella, make sure that the area around is clear & that no one is near the umbrella. Failure to do so may result in damage to the umbrella & personal injury.

B. SETTING UP YOUR UMBRELLA



Step 1
Begin by unscrewing & removing your knob from the umbrella frame.




Step 2
Find a clean & open area to spread your umbrella fabric. Then, insert the top of your umbrella's main frame into the opening of your umbrella fabric.



Step 3
Place the knob onto the frame & lock the knob in place by turning it clockwise.



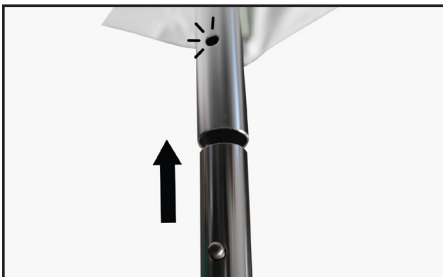
Step 4
Spread your umbrella fabric & your frame partially on a clean surface.



Step 5
Insert the ribs into the middle pockets located on all corners of the umbrella fabric. Repeat this step for all your ribs.



Step 6
Tie down the ropes unto the ribs.




Step 7
Slowly pick up your frame. Then, insert your main pole into the bottom pole of your umbrella frame & make sure it locks in place.



Step 8
Insert your umbrella into the selected base. Umbrella base option shown (sold separately).

C. OPENING YOUR UMBRELLA



Step 1
Grasp the hub & push up to lock in place. You are all set!

D. CLOSING YOUR UMBRELLA



Step 1
To close, grasp the hub & push up. The top spring latch will depress and you will be able to slide the hub down the pole.



Step 2
Your umbrella is now closed & you're all set!



Do not close your umbrella if wet. Let it air dry first.