



## Beach Umbrella • Set Up Instructions



### INSTRUCTIONAL CONTENTS

- A. Cleaning & Care
- B. Setting Up Your Umbrella
- C. Opening Your Umbrella
- D. Closing Your Umbrella

### A. CLEANING & CARE


#### Fabric Care

We recommend that you use a gentle brush with mild soap & water. Then, rinse thoroughly & let it air dry before closing it.

#### Frame

Use a mild detergent & water to clean the frame. Do not use abrasive materials.

### BOX CONTENTS



Verify that you have the following items:

- A. Fabric
- B. Main Umbrella Frame
- C. Bottom Pole

### SAFETY




- Keep all heat sources or flames away from this umbrella.
- Do not leave the umbrella unattended
- We recommend that you close up and store your umbrella in windy conditions.
- When opening the umbrella, make sure that the area around is clear & that no one is near the umbrella. Failure to do so may result in damage to the umbrella & personal injury.

## B. SETTING UP YOUR UMBRELLA




**Step 1**  
Begin by inserting the Umbrella's frame into the fabric.



**Step 2**  
Place the cap onto the top & push it in until it locks in place.




**Step 3**  
Find a clean & open area to spread your Umbrella fabric & frame.



**Step 4**  
Insert the ribs into the caps located on all corners of the Umbrella's fabric. Repeat this step for all your ribs.




**Step 5**  
Tie down the ropes onto the ribs to secure the top in place.



**Step 6**  
Grab your frame & slowly bring it back up. Then, insert your bottom pole into the main pole of your Umbrella frame & lock it in place.

## C. OPENING YOUR UMBRELLA




**Step 1**  
\*Make sure that the area around is clear from anything or anyone. Failure to do so may result in damage to your umbrella or injury to someone. Grasp the hub & push up to lock in place.



**Step 2**  
Insert your Umbrella into any soft surface or into your selected base.


## D. CLOSING YOUR UMBRELLA



**Step 1**  
To close, push the button on the hub & let it come down.



**Step 1**  
Your Umbrella is now closed & you're all set to go.

 **Do not close your umbrella if wet. Let it air dry first.**